

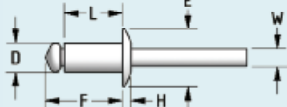


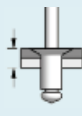

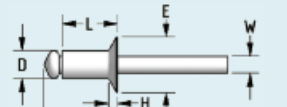




POP® Soft Set Rivets



Nominal Rivet Diameter	(L) Nominal Rivet Body Length	(F) Nominal Blind Side Protrusion	 Grip Range	Rivet Part Number	 Hole Size					 Shear Strength	 Tensile Strength
						(D) Body Diameter	(H) Flange Thickness	(E) Flange Diameter	(W) Nominal Mandrel Diameter		
In. (mm)	In. (mm)	In. (mm)	In. (mm)		In. (mm)	In. (mm)	In. (mm)	In. (mm)	In. (mm)	Lbs. (N)	Lbs. (N)
1100 Aluminum Body/Aluminum Mandrel – Domed Head – Finish: Plain/Plain											
.118 (3.0)	.315 (8.1)	.492 (12.5)	.126-.189 (3.2-4.8)	PAD 30M3 ABS	.120-.124 (3.05-3.15)	.115-.121 (2.92-3.07)	.027-.043 (0.69-1.09)	.223-.246 (5.70-6.30)	.071 (1.80)	69 (310)	94 (420)
	.385 (9.8)	.559 (14.2)	.189-.252 (4.8-6.4)	PAD 30M4 ABS							
	.456 (11.6)	.630 (16.0)	.252-.315 (6.4-8.0)	PAD 30M5 ABS							
1/8 (3.2)	.188 (4.8)	.308 (7.8)	.032-.062 (1.1-1.6)	PAD 41 ABS	.129-.133 (3.28-3.38)	.122-.128 (3.10-3.25)	.032-.040 (0.81-1.02)	.238-.262 (6.05-6.66)	.076 (1.93)	65 (289)	85 (378)
	.250 (6.4)	.370 (9.4)	.063-.125 (1.6-3.2)	PAD 42 ABS							
	.313 (8.0)	.433 (11.0)	.126-.187 (3.2-4.8)	PAD 43 ABS							
	.375 (9.5)	.495 (12.6)	.188-.250 (4.8-6.4)	PAD 44 ABS							
	.438 (11.1)	.558 (14.2)	.251-.312 (6.4-7.9)	PAD 45 ABS							
	.500 (12.7)	.620 (15.8)	.313-.375 (7.9-9.5)	PAD 46 ABS							
5/32 (4.0)	.400 (10.2)	.540 (13.7)	.188-.250 (4.8-6.4)	PAD 54 ABS	.160-.164 (4.06-4.17)	.153-.159 (3.89-4.04)	.039-.047 (0.99-1.19)	.296-.328 (7.52-8.33)	.095 (2.41)	105 (467)	145 (645)
	.525 (13.3)	.665 (16.9)	.251-.375 (6.4-9.5)	PAD 56 ABS							
3/16 (4.8)	.425 (10.8)	.585 (14.9)	.126-.250 (3.2-6.4)	PAD 64 ABS	.192-.196 (4.88-4.98)	.183-.191 (4.65-4.85)	.047-.055 (1.19-1.40)	.357-.393 (9.07-9.98)	.114 (2.89)	145 (645)	205 (912)
	.550 (14.0)	.710 (18.0)	.251-.375 (6.4-9.5)	PAD 66 ABS							
	.675 (17.2)	.835 (21.2)	.376-.500 (9.5-12.7)	PAD 68 ABS							
Nominal Rivet Diameter	(L) Nominal Rivet Body Length	(F) Nominal Blind Side Protrusion	 Grip Range	Rivet Part Number	 Hole Size					 Shear Strength	 Tensile Strength
						(D) Body Diameter	(H) Flange Thickness	(E) Flange Diameter	(W) Nominal Mandrel Diameter		
1100 Aluminum Body/Aluminum Mandrel – Countersunk – Finish: Plain/Plain											
1/8 (3.2)	.250 (6.4)	.370 (9.4)	.063-.125 (1.6-3.2)	PAK 42 ABS	.129-.133 (3.28-3.38)	.122-.131 (3.10-3.33)	.051 Max (1.30)	.210-.230 (5.33-5.84)	.076 (1.93)	65 (289)	85 (378)
	.313 (8.0)	.433 (11.0)	.126-.187 (3.2-4.8)	PAK 43 ABS							
	.375 (9.5)	.495 (12.6)	.188-.250 (4.8-6.4)	PAK 44 ABS							